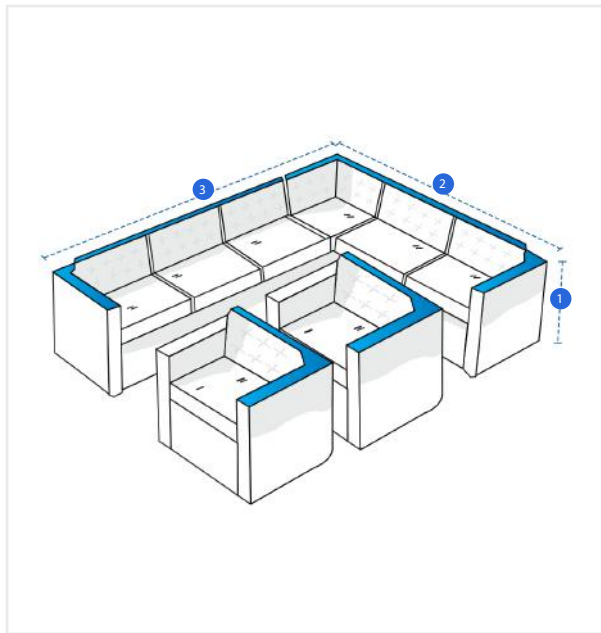


How to Measure Full Sectional Set Cover

Measurement Instruction

- ✓ Give exact measurement from edge to edge.
- ✓ We add 1" to 2" leeway on the given width/depth for easy pull-in and pull-out.
- ✓ The height dimensions will remain same as provided by you.



Measurement (Inches)

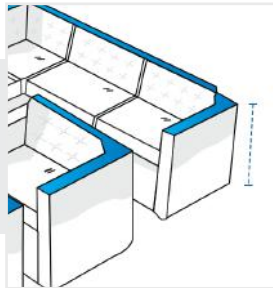
1. Height

2. Width

3. Depth

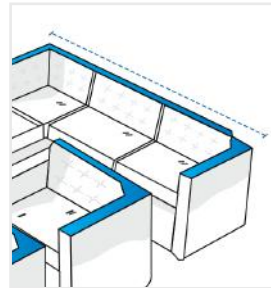
1. Height:

Height of the cover (Consider the highest part of the set)



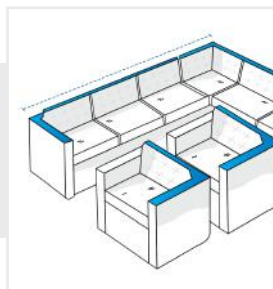
2. Width:

Width of the cover (Arrange all pieces together and measure width)



3. Depth:

Depth of the cover (Arrange all pieces together and measure depth)



We encourage you to upload the image of the article you need the cover for - this helps our team ensure covers are designed keeping your requirements in mind.