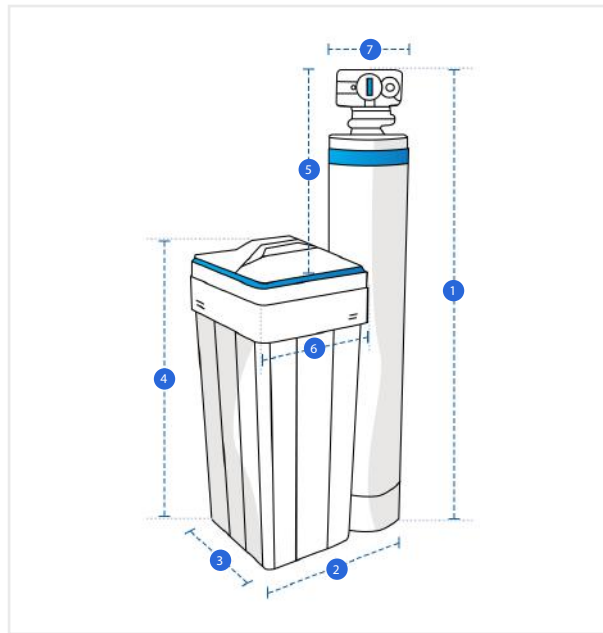


## How to Measure Water Softner Machine Cover

### Measurement Instruction

- ✓ Give exact measurement from edge to edge.
- ✓ We add 1" to 2" leeway on the given width/depth for easy pull-in and pull-out.
- ✓ The height dimensions will remain same as provided by you.



### Measurement (Inches)

1. Full Height

2. Full Width

3. Depth

4. Box Height

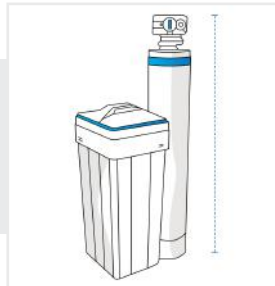
5. Height from tube to box

6. Box Upper Width

7. Diameter

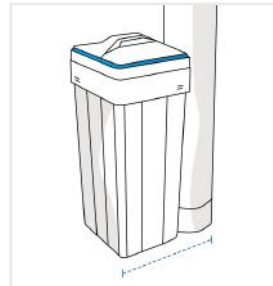
#### 1. Full Height:

Full Height of the Water Softner Machine Cover



#### 2. Full Width:

Full Width of the Water Softner Machine Cover



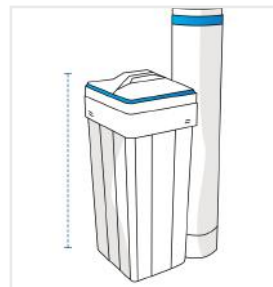
#### 3. Depth:

Depth of the Water Softner Machine Cover



#### 4. Box Height:

Box Height of the Water Softner Machine Cover



#### 5. Height from tube to box:

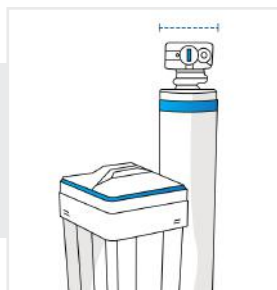
Height from tube to box of the Water Softner Machine Cover



#### 6. Box Upper Width:

Box Upper Width of the Water Softner Machine Cover





**7. Diameter:**

Diameter of the Water Softner  
Machine Cover

We encourage you to upload the image of the article you need the cover for - this helps our team ensure covers are designed keeping your requirements in mind.